DocuSign Envelope ID: 105DA7BC-7F19-4C48-B4DB-C783F8A3FBF0

5/14/99

PROJECT REFERENCE NO.	SHEET NO.
W-5206Z	2
R/W SHEET NO.	
ROADWAY DESIGN ENGINEER	HYDRAULICS ENGINEER

NORTH CAROLINA PROFESSIONAL SEAL 14493 ENGINEER JAMES S. GOODNIGHT, JR.

NORTH CAROLINA PROFESSIONAL SEAL 26971 ENGINEER JOSHUA G. DALTON

1/26/2015

jgoodnight@vhb.com Digitally signed by jgoodnight@vhb.com DN: cn=jgoodnight@vhb.com Date: 2015.01.26 16:22:44 -05'00'

P A V E M E N T S C H E D U L E

C1	PROPOSED APPROXIMATELY 1.5″ ASPHALT CONCRETE SURFACE COURSE, TYPE S9.5B AT AN AVERAGE RATE OF 168 LBS. PER SQ. YD.	E2	PROPOSED APPROXIMATELY 4.5″ ASPHALT CONCRETE BASE COURSE, TYPE B25.0B AT AN AVERAGE RATE OF 513 LBS. PER SQ. YD.
C2	PROPOSED VARIABLE DEPTH ASPHALT CONCRETE SURFACE COURSE, TYPE S9.5B AT AN AVERAGE RATE OF 112 LBS. PER SQ. YD. PER 1″ DEPTH. TO BE PLACED IN LAYERS NOT TO EXCEED 2″ IN DEPTH	E3	PROPOSED APPROXIMATELY 5.5″ ASPHALT CONCRETE BASE COURSE, TYPE B25.0B AT AN AVERAGE RATE OF 627 LBS. PER SQ. YD.
D1	PROPOSED APPROXIMATELY 2.5″ ASPHALT CONCRETE INTERMEDIATE COURSE, TYPE I19.0B AT AN AVERAGE RATE OF 285 LBS. PER SQ. YD.	E4	PROPOSED VARIABLE DEPTH ASPHALT CONCRETE BASE COURSE, TYPE B25.0B AT AN AVERAGE RATE OF 114 LBS. PER SQ. YD. PER 1″ DEPTH. TO BE PLACED IN LAYERS NOT GREATER THAN 5.5″ IN DEPTH OR LESS THAN 3″ IN DEPTH.
D2	PROPOSED APPROXIMATELY 3.5″ ASPHALT CONCRETE INTERMEDIATE COURSE, TYPE I19.0B AT AN AVERAGE RATE OF 399 LBS. PER SQ. YD.	T	EARTH MATERIAL.
D3	PROPOSED VARIABLE DEPTH ASPHALT CONCRETE INTERMEDIATE COURSE, TYPE I19.0B AT AN AVERAGE RATE OF 114 LBS. PER SQ. YD. PER 1″ DEPTH. TO BE PLACED IN LAYERS NOT LESS THAN 2.5″ OR GREATER THAN 4″ IN DEPTH	U	EXISTING PAVEMENT.
E1	PROPOSED APPROXIMATELY 3.5″ ASPHALT CONCRETE BASE COURSE, TYPE B25.0B AT AN AVERAGE RATE OF 399 LBS. PER SQ. YD.	W1	VARIABLE DEPTH ASPHALT PAVEMENT ON -L-, -Y- AND -Y1-. (SEE WEDGING DETAIL BELOW)

PAVEMENT EDGE SLOPES ARE 1:1 UNLESS SHOWN OTHERWISE.

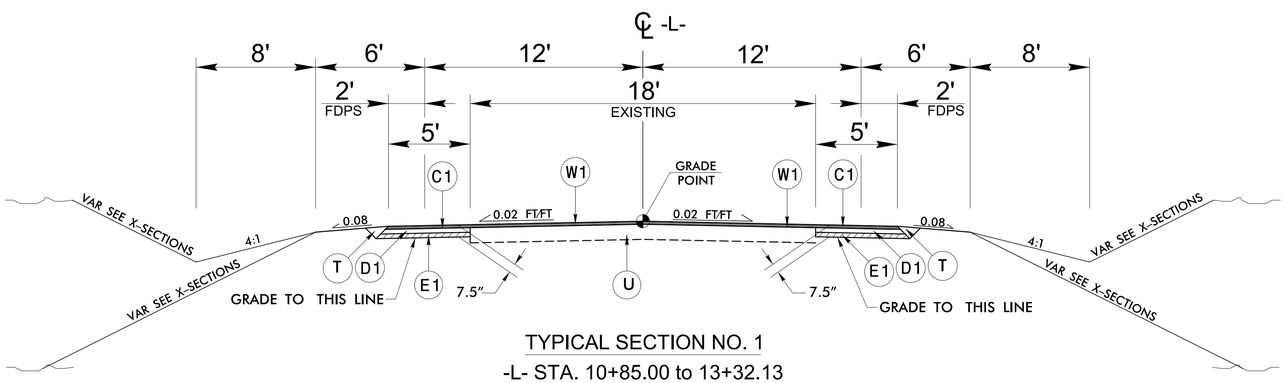

TYPICAL SECTION NO. 1

-L- STA. 10+85.00 to 13+32.13

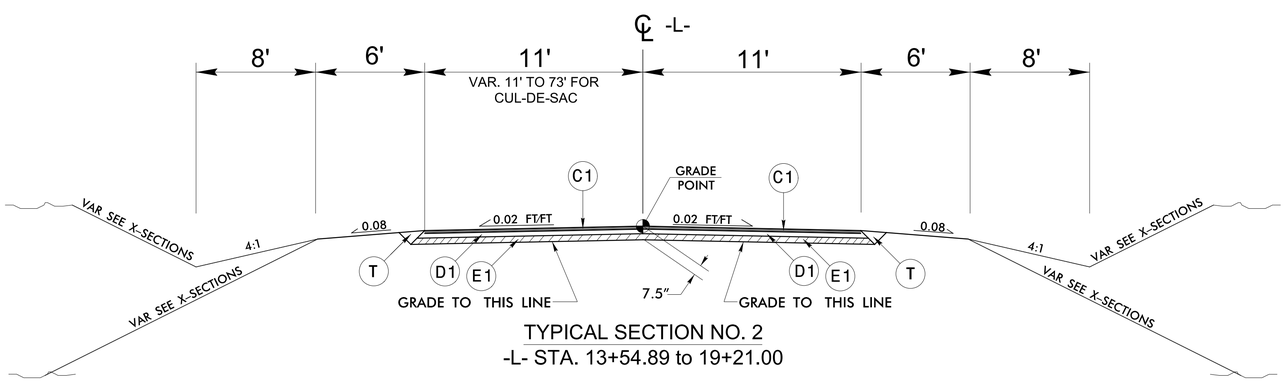

TYPICAL SECTION NO. 2

-L- STA. 13+54.89 to 19+21.00

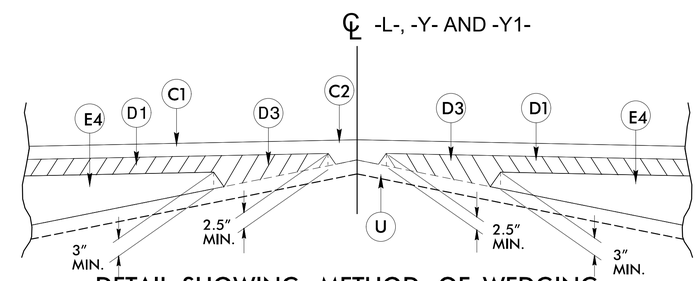

DETAIL SHOWING METHOD OF WEDGING ON –L– AND –Y– LINES

NOTES TO CONTRACTOR

For surface mixes over 1″ in thickness, mill the existing pavement in acoordance with the following sketch as directed by the Engineer.

Locations shall include ties into existing concrete pavement, at bridge approaches where the bridge will not be resurfaced, and at the beginning and ending point of each resurfacing map.

Perform the work in accordance with Section 607 of the January 2012 North Carolina Department of Transportation Standard Specifications for Roads and Structures. Resurfacing will be accomplished at the same time as the milling operation.

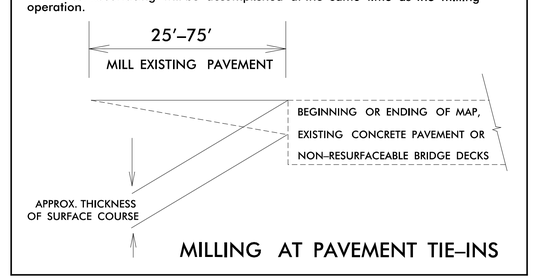

MILLING AT PAVEMENT TIE–INS

1/23/2015
W5206Z_rdy_typ_02.dgn
bpeace